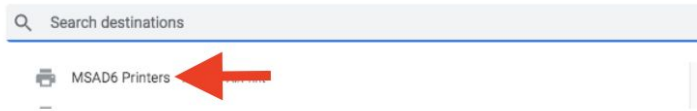
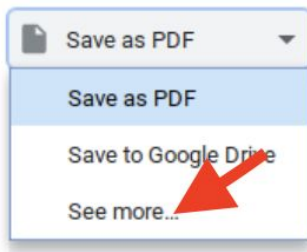
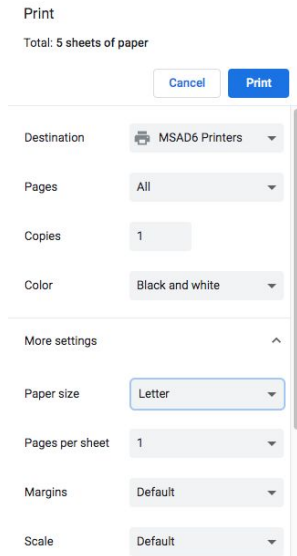


# PaperCut Printing Instructions for Students

## 1. Choose "MSAD6 Printers" from the list

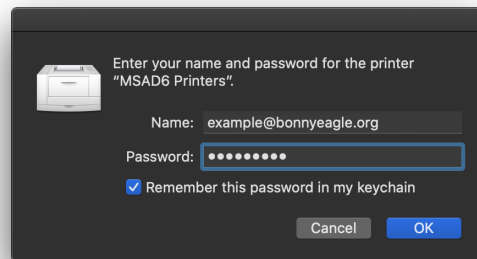


## 2. Choose "Letter" as a paper size



## 3. Login using your BonnyEagle.org email and password

Check the box to remember password



If the job fails,  
Click the refresh symbol next to the job

## 4. Enter your 6 digit lunch code

If your code is less than 6 digits please add enough 0s in front to lengthen it to 6 digits

Example:

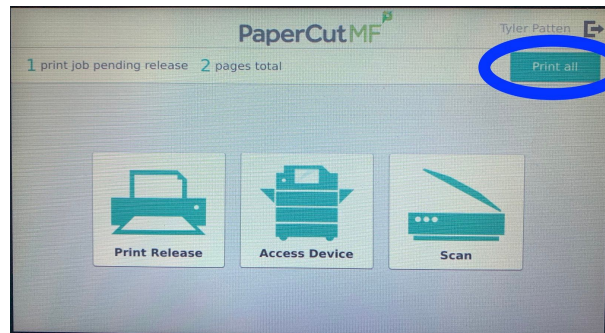
If your lunch code is:

**1234**

Your print code would be:

**001234**

## 5. Choose print release, Choose print job(s) and Click Print



## 6. Please logout when done

